


# During Reading Strategies: Engage Students as they Read

During reading strategies focus students' attention, helps them make connections, and engages them in the text.

- Outlines and Note-taking
- Questioning
- Graphic Organizers
- Cooperative Learning Activities
- Retelling






# During Reading: Two-Column Note-Taking

Teachers: Two-column note-taking allows students to formulate headings and related notes as they read. It provides them with a structure to organize their information.

Two Column Note-Taking	
	TOPIC/OBJECTIVE:
	NAME:
	CLASS/PERIOD:
	DATE:
ESSENTIAL QUESTION:	

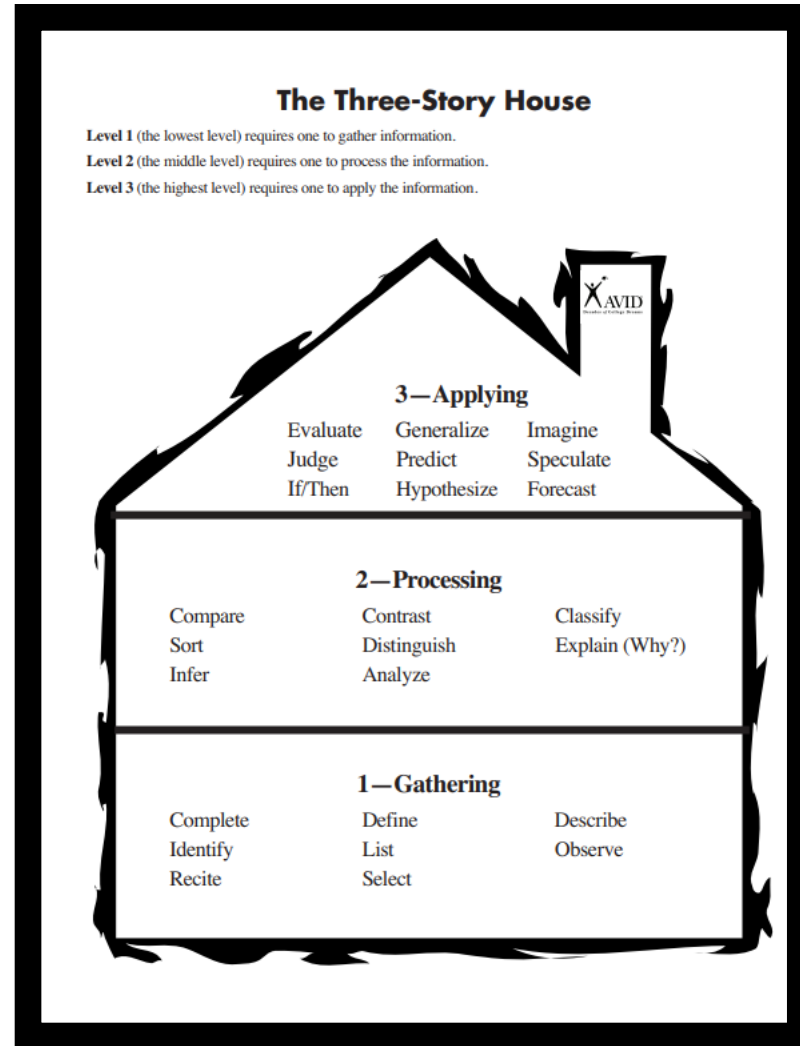
# During Reading: Note-taking: Post-it Note Sheets

Teachers: Provide students with post-it notes and a template paper. The template paper is intended to help students arrange their post-it notes. This note-taking organizer allows students to engage with books as they are recording relevant information. Students can keep the sheet for reference.



# During Reading: Questioning: Levels of Questioning

Teachers: Ask students to engage in varying levels of questioning. Questions can review, restate, emphasize, and/or summarize what is important. Questions stimulate discussion and critical thinking skills.



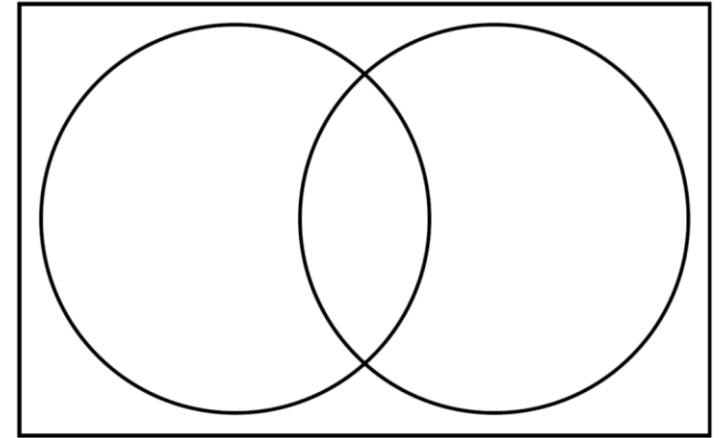
**Costa's Levels of Questioning: English**

LEVEL 1	LEVEL 2	LEVEL 3
What information is given?	What would happen to you if...	Design a _____ to show...
Locate in the story where...	Would you have done the same thing as...?	Predict what will happen to _____ as _____ is changed.
When did the event take place?	What occurs when...?	Write a new ending to the story (event)...
Point to the...	Compare and contrast _____ to _____.	Describe the events that might occur if...
List the...	What other ways could _____ be interpreted?	Add something new on your own that was not in the story...
Name the...	What is the main idea of the story (event)?	Pretend you are...
Where did...?	What information supports your explanation?	What would the world be like if...?
What is...?	What was the message in this piece (event)?	Pretend you are a character in the story. Rewrite the episode from your point of view.
Who was/were...?	Give me an example of...	What do you think will happen to _____? Why?
Illustrate the part of the story that...	Describe in your own words what _____ means.	What is most compelling to you in this _____? Why?
Make a map of...	What does _____ suggest about _____'s character?	Could this story have really happened? Why or why not?
What is the origin of the word _____?	What lines of the poem express the poet's feelings about _____?	If you were there, would you...?
What events led to _____?	What is the author trying to prove? What evidence does he present?	How would you solve this problem in your life?

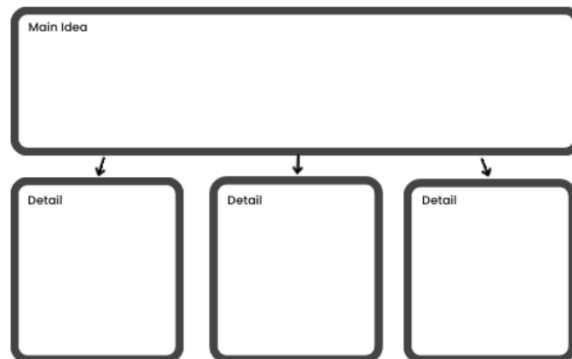
# During Reading: Graphic Organizers

Teachers: As students interact with text, they can use various graphic organizers to take notes and organize their thinking.

Cause and Effect Graphic Organizer

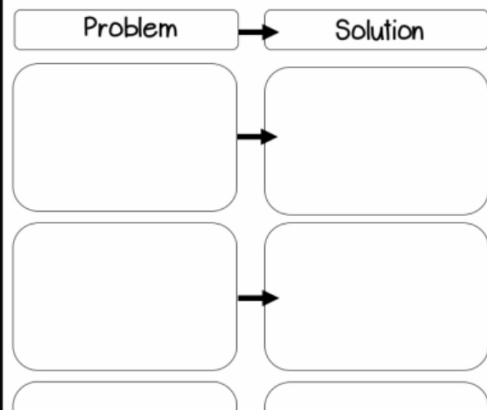


Main Idea Graphic Organizer

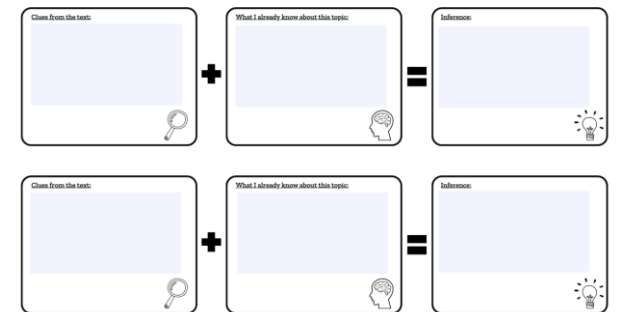


Problem & Solution

Directions: After reading the text, record the problem and solution.



Making Inferences Graphic Organizer




# During Reading: Note-taking Flip Books

Teachers: Students can record story elements as they read independently or with a partner.



# During Reading: Cooperative Learning Strategy: Jigsaw

Teachers: Jigsaw is a cooperative learning strategy that allows each student to become an expert on a specific topic. Students are put into groups. One student from each group has his/her own topic, and then they meet with other students from other groups who have the same topic, and they work together to decide what is the most important information. They then share this summarized information back with their original group to help them develop the same understanding.





# During Reading: Retelling: 3-2-1 Exit Slip

Teachers: Students can respond to an exit ticket at the end of the lesson. This helps them to reflect on the ideas of the text and their learning.

Student Name :	
Topic/book/text:	
3 Things you discovered	1
	2
	3
2 Interesting things	1
	2
Question you still have	1

# Future Learning:

To learn more, please visit Bookshare's  
[Help and Learning Center!](#)